

SHERISHA SOLAR SPV TWO PRIVATE LIMITED

CIN: U74999TN2018PTC126030

Balance Sheet as at 31st March 2020

(All amounts are in Indian rupees, unless otherwise stated)

	Notes	As at 31-Mar-20	As at 31-Mar-19
ASSETS			
NON-CURRENT ASSETS			
Property, Plant and Equipment	4	116,701,749	-
Capital Work In Progress	5	-	153,400
Financial Assets			
Loans	6	4,900,000	850,000
Other Financial assets	7	7,496,734	7,022,844
Total Non-Current Assets		129,098,483	8,026,244
CURRENT ASSETS			
Financial Assets			
Trade Receivables	8	1,326,868	-
Cash and Cash Equivalents	9	504,427	117,191
Loans	10	478,445	-
Other Current Assets	11	1,284,466	16,427
Total Current assets		3,594,207	133,618
Total Assets		132,692,689	8,159,862
EQUITY AND LIABILITIES			
EQUITY			
Equity Share Capital	12	100,000	100,000
Other Equity	13	(19,126,135)	(375,693)
Total Equity		(19,026,135)	(275,693)
LIABILITIES			
Non-Current Liabilities			
Financial Liabilities			
Borrowings	14	133,505,218	8,410,055
Deferred Tax Liabilities (Net)	23	10,523,393	-
Total Non-Current Liabilities		144,028,611	8,410,055
Current Liabilities			
Financial Liabilities			
Trade Payables Due to	15		
Micro and Small Enterprises		853,870	-
Other than Micro and Small Enterprises		2,034,078	-
Other Financial Liabilities	16	4,245,526	12,500
Other Current Liabilities	17	556,740	13,000
Total Current Liabilities		7,690,214	25,500
Total Liabilities		151,718,825	8,435,555
Total Equity and Liabilities		132,692,689	8,159,862

See accompanying notes to the Financial Statements : 1- 32

As per our report of even date

For ABCD & Co.

Chartered Accountants

Firm No: 016415S

Vijay Kumar Bachhawat - Partner

Membership No: 214520

Place: Chennai, Date: 28.08.2020



For SHERISHA SOLAR SPV TWO PRIVATE LIMITED

Kalpesh Kumar
Director
DIN: 07966090Shankar
Director
DIN: 08088393

SHERISHA SOLAR SPV TWO PRIVATE LIMITED


CIN: U74999TN2018PTC126030

Statement of Profit and Loss for the year ended 31 March 2020*(All amounts are in Indian rupees, unless otherwise stated)*


		For the Year ended 31-Mar-20	For the Year ended 31-Mar-19
INCOME			
Revenue From Operations	18	7,260,614	-
Other Income	19	527,287	164,271
Total Income		<u>7,787,901</u>	<u>164,271</u>
EXPENSES			
Finance Costs	20	4,695,993	468,357
Depreciation / Amortisation Expenses	21	10,292,884	-
Other Expenses	22	1,026,073	71,607
Total expenses		<u>16,014,950</u>	<u>539,964</u>
Profit / (Loss) Before tax		(8,227,049)	(375,693)
TAX EXPENSES	23		
Current Tax		-	-
Deferred Tax		10,523,393	-
Profit for the Year		(18,750,442)	(375,693)
Other Comprehensive Income		-	-
Items that will not be reclassified to Profit or Loss			
Remeasurements of defined benefit obligations, net			
Total Comprehensive Income for the year		(18,750,442)	(375,693)
Earnings per equity share (of face value of Rs. 10 each)			
Basic and Diluted Earnings Per Share	24	(1,875)	(37.57)

See accompanying notes to the Financial Statements : 1- 32

As per our report of even date

For ABCD & Co,
Chartered Accountants
Firm No: 016415SVinay Kumar Bachhawat
Partner
Membership No: 214520
Place: Chennai
Date : 28.08.2020

For SHERISHA SOLAR SPV TWO PRIVATE LIMITED


Kalpesh Kumar
Director
DIN: 07966090
Shankar
Director
DIN: 08088393

SHERISHA SOLAR SPV TWO PRIVATE LIMITED

CIN: U74999TN2018PTC126030

Cash Flow Statement for the year ended March 31, 2020*(All amounts are in Indian rupees, unless otherwise stated)*

Particulars	For the year ended 31 March 2020	For the year ended 31 March 2019
A. Cash flow from operating activities		
Net Profit/ (Loss) before tax	(8,227,049)	(375,693)
<i>Adjustments for:</i>		
Depreciation	10,292,884	-
Interest income	(527,287)	(164,271)
Interest expense	4,695,029	172,809
Operating Profit/(loss) before working capital changes	6,233,577	(367,155)
Adjustments for (increase) / decrease in operating assets :		
Adjustments for increase / (decrease) in operating liabilities :		
Trade Receivables	(1,326,868)	-
Other Financial Assets	(473,890)	(7,022,844)
Other Current Assets	(1,268,039)	(16,427)
Loans	(4,528,445)	(850,000)
Trade Payables	2,887,948	-
Other Financial Liabilities	4,233,026	12,500
Other Current Liabilities	543,740	13,000
Cash used in operations	6,301,049	(8,230,926)
Net cash flow from / (used) in operating activities	6,301,049	(8,230,926)
B. Cash flow from investing activities		
Purchase of tangible assets	(126,841,233)	-
Purchase of Assets (CWIP)	-	(153,400)
Interest received	527,287	164,271
Net cash flow from / (used) investing activities	(126,313,946)	10,871
C. Cash flow from financing activities		
Proceeds from /(Repayment of) Borrowings	125,095,163	8,410,055
Interest Paid	(4,695,029)	(172,809)
Increase in Share Capital	-	100,000
Net cash flow from / (used) in financing activities	120,400,134	8,337,246
Net increase / (decrease) in cash and cash equivalents (A+B+C)	387,237	117,191
Cash and cash equivalents at the beginning of the year	117,191	-
Cash and cash equivalents at the end of the period	504,427	117,191
Cash on hand	-	-
Balance with banks in current account	504,427	117,191
Cash and cash equivalents as per cash flow statement	504,427	117,191
Cash and cash equivalents as per Balance sheet	504,427	117,191

Notes

- The cash flow statement is prepared under Indirect Method as set out in Ind AS 7, Statement of Cash Flows notified under section 133 of the Companies Act, 2013.
 - Reconciliation of cash and cash equivalents with the Balance Sheet.
- See accompanying notes to the Financial Statements :1- 32

As per our report of even date

For ABCD & Co,
Chartered Accountants
Firm No: 016415S

Vinay Kumar Bachhawat
Partner

Membership No: 214520

Place: Chennai, Date: 28.08.2020



For SHERISHA SOLAR SPV TWO PRIVATE LIMITED

Kalpesh Kumar
Director
DIN: 07966090

Shankar
Director
DIN: 08088393



SHERISHA SOLAR SPV TWO PRIVATE LIMITED

CIN: U74999TN2018PTC126030

Statement of Changes in Equity for the year ended 31 March 2020*(All amounts are in Indian rupees, unless otherwise stated)***A. Equity Share Capital**



Particulars	No of Shares	Amount in Rs
Equity shares INR 10 each issued, subscribed and fully paid		
As at 1st April 2018	-	-
Issue of equity shares	10,000	100,000
As at 31st March 2019	10,000	100,000
Issue of equity shares	-	-
As at 31st March 2020	10,000	100,000

B. OTHER EQUITY

Particulars	Retained Earnings	Items of Other Comprehensive income	Total equity attributable to equity holders
As at 1 April 2018	-	-	-
Add: Profit/(Loss) for the year	(375,693)	-	(375,693)
As at 31 March 2019	(375,693)	-	(375,693)
Add: Profit/(Loss) for the year	(18,750,442)	-	(18,750,442)
Add: Equity Shares issued at premium			-
As at 31 March 2020	(19,126,135)	-	(19,126,135)

See accompanying notes to the Financial Statements : 1- 32

As per our report of even date

For ABCD & Co.
Chartered Accountants
Firm No: 016415SVinay Kumar Bachhawat
Partner
Membership No: 214520

For SHERISHA SOLAR SPV TWO PRIVATE LIMITED


Kalpesh Kumar
Director
DIN: 07966090
Shankar
Director
DIN: 08088393Place: Chennai
Date: 28.08.2020

SHERISHA SOLAR SPV TWO PRIVATE LIMITED

CIN: U74999TN2018PTC126030

Notes to Standalone Financial Statements for the year ended 31 March 2020*(All amounts are in Indian rupees, unless otherwise stated)***1. Corporate Information**

SHERISHA SOLAR SPV TWO PRIVATE LIMITED is incorporated in November 2018 having its registered office in Kancheepuram, Tamil Nadu, registered under the Companies Act 2013. It is formed to act as a Special Purpose Vehicle (SPV) for the limited purpose to develop, execute, manage and run solar power generation project.

2. Basis of Preparation**a. Statement of compliance**

These financial statements are prepared in accordance with Indian Accounting Standards (Ind AS) under the historical cost convention on the accrual basis except for certain financial instruments which are measured at fair values, at the end of each reporting period as explained in the accounting policies below, the provisions of the Companies Act, 2013 ('the Act') (to the extent notified). The Ind AS are prescribed under Section 133 of the Act read with Rule 3 of the Companies (Indian Accounting Standards) Rules, 2015 and Companies (Indian Accounting Standards) Amendment Rules, 2016. The company financial statements for the year ended March 31, 2019 were prepared in accordance with Companies (Accounting Standard) Rules, 2006 notified under Sec 133 of the Act. The company adopted all the IndAS and the adoption was carried out in accordance with Ind AS 101, First time adoption of Indian Accounting Standards. The transition was carried out from Indian Accounting Principles generally accepted in India as prescribed under Section 133 of the Act, read with Rule 7 of the Companies (Accounts) Rules, 2014 (IGAAP), which was previous GAAP. Reconciliation and description of the effects of such transition to IndAs have been explained in Note 26.

Accounting policies have been consistently applied except where a newly-issued accounting standard is initially adopted or a revision to an existing accounting standard requires a change in the accounting policy hitherto in use. Details of the Company's significant accounting policies are included in Note 3.

b. Functional and presentation currency

The functional currency of the Company is the Indian rupee. All the financial information have been presented in Indian Rupees (Rs.) except for share data or as stated otherwise.

c. Basis of measurement

These financial statements have been prepared on the historical cost basis except for the following items:

- a) Net defined benefit liability - Present value of defined benefit obligations
- b) Certain financial assets and financial liabilities - Fair value

d. Use of estimates

In preparing these financial statements, Management has made judgments, estimates and assumptions that affect the application of accounting policies and the reported amounts of assets, liabilities, income and expenses. Actual results could differ from those estimates.

Estimates and underlying assumptions are reviewed on an on-going basis. Revisions to accounting estimates are recognized prospectively.

Judgements are made in applying accounting policies that have the most significant effects on the amounts recognized in the financial statements and the same is disclosed in the relevant notes to the financial statements.

Assumptions and estimation uncertainties that have a significant risk of resulting in a material adjustment are reviewed on an on-going basis and the same is disclosed in the relevant notes to the financial statements.

e. Measurement of fair values

Fair value is the price that would be received to sell an asset or paid to transfer a liability in an orderly transaction between market participants at the measurement date, regardless of whether that price is directly observable or estimated using another valuation technique. In estimating the fair value of an asset or a liability, the Company takes into account the characteristics of the asset or liability if market participants would take those characteristics into account when pricing the asset or liability at the measurement date. Fair value for measurement and /or disclosure purposes in these financial statements is determined on such a basis and measurements that have some similarities to fair value but are not fair value, such as net realisable value in Ind AS 2 or value in use in Ind AS 36.

In addition, for financial reporting purposes, fair value measurements are categorised into Level 1, 2 or 3 based on the degree to which the inputs to the fair value measurements are observable and the significance of the inputs to the fair value measurement in its entirety, which are described as follows:



- Level 1 inputs are quoted prices (unadjusted) in active markets for identical assets or liabilities that the entity can access at the measurement date;
- Level 2 inputs are inputs, other than quoted prices included within Level 1, that are observable for the asset or liability, either directly (i.e.as prices) or indirectly (i.e. derived from prices);
- Level 3 inputs are unobservable inputs for the asset or liability.

3. Significant Accounting Policies

a. Foreign Currency Transactions

The functional currency of the Company is the Indian rupee. The financial statements are presented in Indian rupee. Foreign-currency-denominated monetary assets and liabilities are translated into the relevant functional currency at exchange rate in effect at the Balance Sheet date. The gains or losses resulting from such translations are included in net profit in the Statement of Profit and Loss.

Transaction gains or losses realized upon settlement of foreign currency transactions are included in determining net profit for the period in which the transaction is settled. Revenue, expense and cash-flow items denominated in foreign currencies are translated into the relevant functional currencies using the exchange rate in effect on the date of the transaction.

All foreign exchange gains and losses are presented in the statement of profit and loss on a net basis within other gains/(losses).

b. Revenue Recognition

Revenue is measured at the fair value of the consideration received or receivable for goods supplied and services rendered, net of returns and discounts to customers. Revenue from services is recognised in the periods in which the services are rendered and the Performance Obligations are discharged. However, where the ultimate collection of revenue lacks reasonable certainty, revenue recognition is postponed. Interest income is recognized on effective interest rate taking into account the amount outstanding and the applicable interest rate.

c. Cash and Cash Equivalents

For the purpose of presentation in the statement of cash flows, cash and cash equivalents includes cash on hand, deposits held at call with financial institutions, other short-term, highly liquid investments with original maturities of three months or less that are readily convertible to known amounts of cash and which are subject to an insignificant risk of changes in value, and bank overdrafts.

d. Property, plant and equipment

i. Tangible

Tangible property, plant and equipment (PPE) acquired by the Company are reported at acquisition cost less accumulated depreciation and accumulated impairment losses, if any. The acquisition cost includes any cost attributable for bringing an asset to its working condition net of tax/duty credits availed, which comprises of purchase consideration and other directly attributable costs of bringing the assets to their working condition for their intended use. PPE is recognised when it is probable that future economic benefits associated with the item will flow to the Company and the cost of the item can be measured reliably.

ii. Capital work-in-progress


PPE not ready for the intended use on the date of the Balance Sheet are disclosed as "capital work-in-progress" and carried at cost, comprising direct cost, related incidental expenses and attributable interest.

iii. Intangible

Intangible assets are recognised when it is probable that the future economic benefits that are attributable to the asset will flow to the enterprise and the cost of the asset can be measured reliably. Intangible assets are stated at original cost net of tax/duty credits availed, if any, less accumulated amortisation and cumulative impairment. Administrative and other general overhead expenses that are specifically attributable to the acquisition of intangible assets are allocated and capitalised as a part of the cost of the intangible assets. Expenses on software support and maintenance are charged to the Statement of Profit and Loss during the year in which such costs are incurred.

iv. Intangible assets under development

Intangible assets not ready for the intended use on the date of Balance Sheet are disclosed as "Intangible assets under development".



v. Depreciation and Amortisation

Depreciable amount for tangible property, plant and equipment is the cost of an asset, or other amount substituted for cost, less its estimated residual value. Depreciation on tangible property, plant and equipment has been provided on the written down method as per the useful life prescribed in Schedule II to the Companies Act, 2013. Depreciation method is reviewed at each financial year end to reflect expected pattern of consumption of the future economic benefits embodied in the asset.

The estimated useful life and residual values are also reviewed at each financial year end with the effect of any change in the estimates of useful life/residual value is accounted on prospective basis. Depreciation for additions to/deductions on owned assets is calculated pro rata to the remaining period of use. Depreciation charge for impaired assets is adjusted in future periods in such a manner that the revised carrying amount of the asset is allocated over its remaining useful life. All capital assets with individual value less than Rs. 5,000 are depreciated fully in the year in which they are purchased.

Estimated useful life considered by the Company are:

Asset	Estimated Useful Life
Tools & Equipment	10 years
Plant and Machinery	25 years

vi. Impairment of assets

Upon an observed trigger or at the end of each accounting year, the Company reviews the carrying amounts of its PPE, investment property and intangible asset to determine whether there is any indication that the asset have suffered an impairment loss. If such indication exists, the PPE, investment property and intangible assets are tested for impairment so as to determine the impairment loss, if any.

Impairment loss is recognised when the carrying amount of an asset exceeds its recoverable amount. Recoverable amount is the higher of fair value less cost of disposal and value in use.

vii. De-recognition of property, plant and equipment and intangible asset

An item of PPE and intangible assets is derecognised upon disposal or when no future economic benefits are expected to arise from the continued use of the asset. Any gain or loss arising on the disposal or retirement of an item of PPE is determined as the difference between the sales proceeds and the carrying amount of the asset and is recognised in the Statement of Profit and Loss.


e. Income Taxes

Income tax expense comprise current tax (i.e. amount of tax for the period determined in accordance with the income-tax law) and deferred tax charge or credit (reflecting that tax effects of timing differences between accounting income and taxable income for the period). The deferred tax charge or credit and the corresponding deferred tax liabilities or assets are recognized using the tax rates and tax laws that have been enacted or substantively enacted by the balance sheet date. Deferred tax assets are recognized only to the extent there is a reasonable certainty that the assets can be realized in future; however, where there is unabsorbed depreciation or carried forward loss under taxation laws, deferred tax assets are recognized only if there is a virtual certainty of realization of such assets. Deferred tax assets are reviewed as at the balance sheet date and written down or written up to reflect the amount that is reasonably/virtually certain (as the case may be) to be realized. Current tax and deferred tax assets and liabilities are offset to the extent to which the Company has a legally enforceable right to set off and they relate to taxes on income levied by the same governing taxation laws.

Minimum Alternate Tax ("MAT") paid in accordance with tax laws, which gives rise to future economic benefits in the form of adjustment of future income tax liability, is considered as an asset if there is convincing evidence that the company would pay normal income tax after tax holiday period and accordingly, MAT is recognized as an asset in the balance sheet when it is probable that the future economic benefit associated with it will flow to the company and the asset can be measured reliably. MAT credit entitlement is reviewed at each balance sheet date and written down to the extent there is no convincing evidence to the effect that the Company will pay normal income tax during the specified period.

Current and deferred tax for the year

Current and deferred tax are recognized in profit or loss, except when they relate to items that are recognized in other comprehensive income or directly in equity, in which case, the current and deferred tax are also recognized in other comprehensive income or directly in equity respectively.



f. Provisions, contingent liabilities and contingent assets

The Company creates a provision when there is present obligation as a result of past event that probably requires an outflow of resources and a reliable estimate can be made of the amount of the obligation. A disclosure for a contingent liability is made when there is a possible obligation or a present obligation that may, but probably will not, require an outflow of resources. Where there is a possible obligation or a present obligation in respect of which the likelihood of outflow of resources is remote, no provision or disclosure is made. Contingent assets are neither recognized nor disclosed in the financial statements.

Provision for onerous contracts i.e. contracts where the expected unavoidable costs of meeting the obligations under the contract exceed the economic benefits expected to be received under it, are recognized when it is probable that an outflow of resources embodying economic benefits will be required to settle a present obligation as a result of an obligating event, based on reliable estimate of such obligation.

g. Earnings Per Share

Basic earnings per equity share is computed by dividing the net profit for the year attributable to the Equity Shareholders by the weighted average number of equity shares outstanding during the year. Diluted earnings per share is computed by dividing the net profit for the year, adjusted for the effects of dilutive potential equity shares, attributable to the Equity Shareholders by the weighted average number of the equity shares and dilutive potential equity shares outstanding during the year except where the results are anti-dilutive.

h. Cash Flow Statements

Cash flows are reported using the indirect method, whereby profit for the period is adjusted for the effects of transactions of a non-cash nature, any deferrals or accruals of past or future operating cash receipts or payments and item of income or expenses associated with investing or financing cash flows. The cash flows from operating, investing and financing activities of the Company are segregated.

i. Financial Instruments:

Initial Recognition

The Company recognizes financial assets and financial liabilities when it becomes a party to the contractual provisions of the instrument. All financial assets and liabilities are recognized at fair value on initial recognition, except for trade receivables which are initially measured at transaction price. Transaction costs that are directly attributable to the acquisition or issue of financial assets and financial liabilities, which are not at fair value through profit or loss, are added to the fair value on initial recognition. Regular way purchase and sale of financial assets are accounted for at trade date.

Subsequent Measurement

i) Financial Assets carried at Amortized Cost

A financial asset is subsequently measured at amortized cost if it is held within a business model whose objective is to hold the asset in order to collect contractual cash flows and the contractual terms of the financial asset give rise on specified dates to cash flows that are solely payments of principal and interest on the principal amount outstanding.

ii) Financial Assets at Fair Value through Other Comprehensive Income

A financial asset is subsequently measured at fair value through other comprehensive income if it is held within a business model whose objective is achieved by both collecting contractual cash flows and selling financial assets and the contractual terms of the financial asset give rise on specified dates to cash flows that are solely payments of principal and interest on the principal amount outstanding. The Company has made an irrevocable election for its investments which are classified as equity instruments to present the subsequent changes in fair value in other comprehensive income based on its business model.

iii) Financial Assets at Fair Value through Profit or Loss

A financial asset, which is not classified in any of the above categories, is subsequently fair valued through profit or loss.

iv) Impairment of Financial Assets

The Company recognizes loss allowances using the expected credit loss (ECL) model for the financial assets which are not fair valued through profit or loss. Loss allowance for trade receivables with no significant financing component is measured at an amount equal to lifetime ECL. For all other financial assets, ECLs are measured at an amount equal to the 12-month ECL, unless there has been a significant increase in credit risk from initial recognition in which case those are measured at lifetime ECL, as applicable, as the case may be. The amount of ECLs (or reversals, if any) that is required to adjust the loss allowance at the reporting date to the amount that is required to be recognized is recognized as an impairment gain or loss in the profit or loss.



v) Financial Liabilities

Financial liabilities are subsequently carried at amortized cost using the effective interest method, except for contingent consideration recognized in a business combination, which is subsequently measured at fair value through profit or loss. For trade and other payables maturing within one year from the Balance Sheet date, the carrying amounts approximate fair value due to the short maturity of these instruments.

Derecognition of Financial Instruments

The company derecognizes a financial asset when the contractual rights to the cash flows from the financial asset expire or it transfers the financial asset and the transfer qualifies for derecognition under Ind AS 109. A financial liability (or a part of a financial liability) is derecognized from the Company's Balance Sheet when the obligation specified in the contract is discharged or cancelled or expires.

j. Operating Cycle

Based on the nature of activities of the company and the normal time between rendering of services and their realisation in cash or cash equivalents, the Company has determined its operating cycle as 12 months for the purpose of classification of its assets and liabilities as current and non-current.

k. Leases

The company assesses whether a contract contains a lease at the inception of the contract. A contract is, or contains, a lease if the contract conveys the right to control the use of an identified asset for a period of time in exchange for consideration. To assess whether a contract conveys the right to control the use of an identified asset, the company assesses whether (i) the contract involves the use of an identified asset (ii) the company has substantially all of the economic benefits from the use of the asset through the period of the lease and (iii) the company has the right to direct the use of the asset. The company has applied the exemption of not to recognize Right to Use assets and liabilities for leases with less than 12 months of lease term on the date of initial application as a practical expediency. For these short term and low value leases, the Company recognises the lease payments as an operating expense on a straight line basis over the term of the lease.

4. Property, Plant and Equipment

Tangible Assets

Description	Plant & Machinery	Tools & Equipments	Total
Gross Block			
Balance as at 31st March 2019	-	-	-
Additions	126,916,774	77,859	126,994,633
Balance as at 31st March 2020	126,916,774	77,859	126,994,633
Accumulated Depreciation			
Balance as at 31st March 2019	-	-	-
Charge for the year	10,287,804	5,080	10,292,884
Balance as at 31st March 2020	10,287,804	5,080	10,292,884
Net Block			
Balance as at 31st March 2020	116,628,970	72,779	116,701,749
Balance as at 31st March 2019	-	-	-

5. Capital Work in Progress

	As at 31-Mar-20	As at 31-Mar-19
Capital Work in Progress	-	1,53,400
Total	-	1,53,400

6. Loans – Non Current

	As at 31-Mar-20	As at 31-Mar-19
Loans and advances to Related parties	4,900,000	-
Other Loans and Advances	-	850,000
Total	4,900,000	850,000



7. Other Financial Assets – Non Current		
Bank Deposits	7,496,734	7,022,844
Security Deposits		
Total	7,496,734	7,022,844
8. Trade Receivables (Unsecured)		
Trade Receivables	1,326,868	-
Total	1,326,868	-
9. Cash and Cash Equivalents		
Cash on hand	-	-
Balance with Banks		
In Current Accounts	504,427	117,191
Cash and Cash Equivalents as per Balance Sheet	504,427	117,191
Cash and Cash Equivalents as per Cash Flow Statements	504,427	117,191
10. Loans – Current		
Loans and Advances to Related Parties	-	-
Other Loans	478,445	-
Total	478,445	-
11. Other Current Assets (Unsecured, Considered Good)		
Balance with Govt Authorities	60,004	16,427
Unapplied Receipts	1,179,910	-
Others	44,552	-
Total	1,284,466	16,427

12. Share Capital

	As at 31 March 2020	As at 31 March 2019
Authorised		
10000 (Previous year:10000) Equity Shares of ₹ 10 each	100,000	100,000
	100,000	100,000
Issued, Subscribed and Paid up		
10000 Equity Shares of ₹ 10 each	100,000	100,000
	100,000	100,000

a.Reconciliation of the shares outstanding at the beginning and at the end of the reporting period Equity Shares

	31 March 2020		31 March 2019	
	Number	Amount	Number	Amount
At the commencement of the year	10,000	100,000	-	-
Shares issued during the year	-	-	10,000	100,000
At the end of the year	10,000	100,000	10,000	100,000



Rights, preferences and restrictions attached to equity shares

The company has a single class of equity shares. Accordingly, all equity shares rank equally with regard to dividends and share in the company's residual assets. The equity shares are entitled to receive dividend as declared from time to time after subject to dividend to preference shareholders. The voting rights of an equity shareholder on a poll (not show of hands) are in proportion to its share of the paid-up equity capital of the company.

On winding up of the company, the holder of equity shares will be entitled to receive the residual assets of the company, remaining after distribution of all preferential amounts in proportion to the number of equity shares held.

<i>b. Particulars of shareholders holding more than 5% shares of a class of shares</i>	31 March 2020		31 March 2019	
	Number	(% of total shares)	Number	(% of total shares)
Equity shares of ₹ 10 each fully paid held by				
Sherisha Solar Private Limited	49,000	49.00%	49,000	49.00%
Stockwell Solar Service Pvt. Ltd.	51,000	51.00%	51,000	51.00%
	100,000	100%	100,000	100.00%

13. Other Equity

	As at 31-Mar-20	As at 31-Mar-19
Retained Earnings	(19,126,135)	(375,693)
Items of other comprehensive income	-	-
Total	(19,126,135)	(375,693)
A RETAINED EARNINGS		
Opening Balance	(375,693)	-
Add : Surplus/Loss during the year	(18,750,442)	(375,693)
Less: Transfer to General Reserve	-	-
Closing Balance	(19,126,135)	(375,693)
Total	(19,126,135)	(375,693)

14. Borrowings- Long Term

	As at 31-Mar-20	As at 31-Mar-19
UNSECURED		
Inter Corporate Deposits from Related Parties	133,505,218	8,410,055
Other Loans	-	-
Total	133,505,218	8,410,055

Loans are taken for working capital requirements. The loan carries an interest rate of 8% per annum on the outstanding amount. (Refer Note 25)

15. Trade Payable Due to

Micro and Small Enterprise	853,870	-
Other than Micro and Small Enterprise	2,034,078	-
Total	2,887,948	-

16. Other Financial Liabilities – Current

Interest accrued but not due on borrowings	4,225,526	-
Other Payables	20,000	12,500
Total	4,245,526	12,500

17. Other Current Liabilities

Statutory Dues (GST, TDS, etc..)	556,740	13,000
Total	556,740	13,000



18. Revenue from Operations

	For the Year ended 31-Mar-20	For the Year ended 31-Mar-19
Sale of Power	6,080,704	-
Unbilled Revenue	1,179,910	-
Total	7,260,614	-

19. Other Income

Interest Income	527,287	164,271
Other Income	-	-
Total	527,287	164,271

20. Finance Cost

Interest cost	4,695,029	172,809
Other Borrowing Cost	964	295,548
Total	4,695,993	468,357

21. Depreciation & Amortisation

Depreciation	10,292,884	-
	10,292,884	-

22. Other Expenses

Rates and Taxes	159,204	
Professional Fees	463,360	53,575
Payment to Auditors	22,250	12,500
Travelling Expenses	-	5,532
Operations and Maintenance	218,775	-
Insurance Expenses	107,424	-
Miscellaneous Expenses	55,060	-
Total	1,026,073	71,607

Payment to Auditors

Statutory Audit	20,000	12,500
Certification & Other Charges	2,250	-
	22,250	12,500

23. Tax Expenses

	For the year ended 31st March 2020	For the year ended 31st March 2019
Current Tax	-	-
Deferred Tax	10,523,393	-
Tax reported in Profit & Loss	10,523,393	-


As at 31 March 2020	As at 31 March 2019
------------------------	------------------------

A Deferred Tax Liabilities (Net)**Deferred Tax Liabilities**

Fixed assets: Impact of difference between tax depreciation and depreciation/amortisation for financial reporting

Gross Deferred Tax Liability**Net Deferred Tax Liability**

10,523,393	-
10,523,393	-
10,523,393	-



B Reconciliation of Deferred Tax liability

Opening Deferred Tax Liability	-	-
Deferred Credit recorded in Statement of Profit & Loss	10,523,393	-
Deferred Tax change recorded in OCI	-	-
Closing Deferred Tax Liability (Net)	10,523,393	-

24. Earnings Per Share (EPS)

Basic earnings per equity share is computed by dividing the net profit attributable to the equity holders of the Company by the weighted average number of equity shares outstanding during the period. Diluted earnings per equity share is computed by dividing the net profit attributable to the equity holders of the Company by the weighted average number of equity shares considered for deriving basic earnings per equity share and also the weighted average number of equity shares that could have been issued upon conversion of all dilutive potential equity shares.

The dilutive potential equity shares are adjusted for the proceeds receivable had the equity shares been actually issued at fair value (i.e. the average market value of the outstanding equity shares). Dilutive potential equity shares are deemed converted as of the beginning of the period, unless issued at a later date. Dilutive potential equity shares are determined independently for each period presented.

	31-03-20	31-03-19
a. Net profit after Tax/(loss) attributable to equity shareholders for calculation of EPS	(18,750,442)	(375,693)
b. Weighted average number of equity shares outstanding during the period	10,000	10,000
c. Basic and Diluted Earnings per share	(1,875.04)	(37.57)

25. Related Party Transactions**a. Name of the Related Party and Nature of Relationship**

Nature of Relationship	Name of the Related Party
Ultimate Holding Company	Sunedison Infrastructure Limited (From 3-Jan-2020)
Holding Company	SIL Rooftop Solar Power Private Limited (Wholly Owned Subsidiary of Sunedison Infrastructure Limited) Sherisha Solar Private Limited (Wholly Owned Subsidiary of SIL Rooftop Solar Power Private Limited)
Entities in which shareholders exert significant influence	Sherisha Technologies Private Limited
Directors	Kalpesh Kumar Shankar

* as identified by the management and relied upon by the auditors

b. Transaction with Related Parties

Nature of the Transaction	Name of Related Party	For the year ended March 31, 2020	For the year ended March 31, 2019
Interest Expense	Sherisha Solar Private Limited	4,695,029	295,548
Loan Borrowed	Sherisha Solar Private Limited	125,095,163	8,410,055
Contract for Purchase of Fixed Asset	Sherisha Technologies Private Limited	119,633,583	-

c. Balance at Year end

Nature of the Transaction	Name of Related Party	For the year ended March 31, 2020	For the year ended March 31, 2019
Interest Payable	Sherisha Solar Private Limited	4,225,526	-
Loan Payable	Sherisha Solar Private Limited	133,505,218	8,410,055
Advance for Contract	Sherisha Technologies Private Limited	4,900,000	-



26. First time adoption of Ind AS

The company has prepared its first Indian Accounting Standards (Ind AS) compliant Financials Statements for the period ended March 31, 2019 in compliance with Ind AS. The company had prepared these financial statements in accordance with Indian Accounting Standards (Ind AS) notified under section 133 of the Companies Act 2013 as it become a subsidiary of a listed company during the current year. Accordingly, the Balance Sheet, in line with Ind AS transitional provisions, has been prepared for 2018-19, the period of Company's transition to Ind AS. In accordance with Ind AS 101, *First time Adoption of Indian Accounting Standards*, the company has to present a reconciliation of net profit as presented in accordance with Accounting Standards notified under the Companies (Accounting Standards) Rules, 2006 ("Previous GAAP") to total comprehensive income for the year ended March 2019 and reconciliation of shareholders' funds as per the previous GAAP to equity under Ind AS as at March 31, 2019. There were no significant reconciliation items between Profit and Loss, Balance sheet and cash flows prepared under previous GAPP and those prepared under Ind AS.

Exemptions Availed

Ind AS 101 allows first time adopter certain exemptions from the retrospective application of certain requirements under Ind AS. The company has availed the following exemptions:


1. Ind AS 101 provide that if it is impracticable (as defined in Ind AS 8) for an entity to apply retrospectively the effective interest method in Ind AS 109, the fair value of the financial asset or financial liability at the date of transition to Ind AS shall be the new gross carrying amount of that financial asset or the new amortised cost of that financial liability at the date of transition to Ind AS. The company has elected to vail this exemption and the measure the fair value of the financial assets and the financial liabilities on the date of transition
2. Ind AS 103, Business Combinations, has not been applied to acquisition of subsidiaries, which are considered as "business" for Ind AS that occurred before 1 April 2018. Use of this exemption means that the previous GAAP carrying amounts of assets and liabilities, which are required to be recognised under Ind As, is their cost at the date of the acquisition. After the date of acquisition, measurement is in accordance with Ind AS

There are no significant differences between the previous GAAP and Ind AS and hence no reconciling items have been identified.

27. Disclosures required under Section 22 of the Micro, Small and Medium Enterprises Development Act, 2006

The management has identified certain enterprises which have provided goods and services to the Company and which qualify under the definition of 'Micro and Small Enterprises' as defined under Micro, Small and Medium Enterprises Development Act, 2006 ("the Act"). Accordingly, the disclosure in respect of the amounts payable to such enterprises as at 31st March 2020 and 31st March 2019 have been made in the financial statements based on information available with the Company and relied upon by the auditors.

Particulars	As at 31 March 2020	As at 31 March 2019
(i) Principal amount remaining unpaid to any supplier as at the end of the accounting year	853,870	-
(ii) Interest due thereon remaining unpaid to any supplier as at the end of the accounting year	-	-
(iii) The amount of interest paid along with the amounts of the payment made to the supplier beyond the appointed day	-	-
(iv) The amount of interest due and payable for the year	-	-
(v) The amount of interest accrued and remaining unpaid at the end of the accounting year	-	-
(vi) The amount of further interest due and payable even in the succeeding year, until such date when the interest dues as above are actually paid	-	-



28. Fair Value Measurements

A. Financial Instrument by Category

Particulars	As at 31 March 2020			Fair value hierarchy		
	FVPL	FVOCI	Amortised cost	Level I	Level II	Level III
Financial Assets						
Trade Receivables	-	-	1,326,868	-	-	-
Cash and cash equivalents	-	-	504,427	-	-	-
Loans	-	-	5,378,445	-	-	-
Other Financial Assets	-	-	7,496,734	-	-	-
TOTAL ASSETS	-	-	14,706,474	-	-	-
Financial Liabilities						
Borrowings	-	-	133,505,218	-	-	-
Trade Payable	-	-	2,887,948	-	-	-
Other Financial Liabilities	-	-	4,245,526	-	-	-
TOTAL LIABILITIES	-	-	140,638,693	-	-	-

Particulars	As at 31 March 2019			Fair value hierarchy		
	FVPL	FVOCI	Amortised cost	Level I	Level II	Level III
Financial Assets						
Trade Receivables	-	-	-	-	-	-
Cash and cash equivalents	-	-	117,191	-	-	-
Loans	-	-	850,000	-	-	-
Other Financial Assets	-	-	7,022,844	-	-	-
TOTAL ASSETS	-	-	7,990,035	-	-	-
Financial Liabilities						
Borrowings	-	-	8,410,055	-	-	-
Trade Payables	-	-	-	-	-	-
Other Financial Liabilities	-	-	12,500	-	-	-
TOTAL LIABILITIES	-	-	8,422,555	-	-	-

*The carrying value of these accounts are considered to be the same as their fair value, due to their short term nature.

These accounts are considered to be highly liquid and the carrying amount of these are considered to be the same as their fair value.

Fair value hierarchy

Level 1 - Quoted prices (unadjusted) in active markets for identical assets or liabilities.


Level 2 - Inputs other than quoted prices included within Level 1 that are observable for the asset or liability, either directly (i.e. as prices) or indirectly (i.e. Derived from prices).

Level 3 - Inputs for the assets or liabilities that are not based on observable market data (unobservable inputs).

Accordingly, these are classified as level 3 of fair value hierarchy.

B. Financial risk management

The Company business activities are exposed to a variety of financial risks, namely liquidity risk, foreign currency risks and credit risk. The Company's management has the overall responsibility for establishing and governing the Company risk management framework. The management is responsible for developing and monitoring the Company risk management policies. The Company risk management policies are established to identify and analyse the risks faced by the Company, to set and monitor appropriate risk limits and controls, periodically review the changes in market conditions and reflect the changes in the policy accordingly. The key risks and mitigating actions are also placed before the Board of directors of the Company.



i. Credit risk

Credit risk is the risk of financial loss to the company if a customer or counterparty to a financial instrument fails to meet its contractual obligations and arises principally from Company's trade receivables and other financial assets.

The carrying amount of financial assets represents the maximum credit exposure which is as follows:

	Carrying amount	
	As at 31 March 2020	As at 31 March 2019
Loans	5,378,445	850,000
Cash and cash equivalents	504,427	117,191
Other financial assets	7,496,734	7,022,844
	13,379,606	7,990,035

Trade receivables

Trade receivables are typically unsecured and are derived from revenue earned from customers. Credit risk has always been managed by the Company through credit approvals, establishing credit limits and continuously monitoring the creditworthiness of customers to which the Company grants credit terms in the normal course of business.

Cash and cash equivalents

The Company held cash and cash equivalents with credit worthy banks as at the reporting dates which has been measured on the 12-month expected loss basis. The credit worthiness of such banks and financial institutions are evaluated by the management on an ongoing basis and is considered to be good with low credit risk.

ii. Liquidity Risk

Liquidity risk is the risk that the company will encounter difficulty in meeting obligation, associated with financial liabilities that are settled by delivering cash or another financial asset. The Company manages liquidity risk by maintaining adequate reserves, banking facilities and reserve borrowing facilities, by continuously monitoring forecast and actual cash flows and matching the maturity profiles of financial assets and liabilities. The Company has access to a sufficient variety of sources of funding. Having regards to the nature of the business wherein the Company is able to generate fixed cash flows over a period of time and to optimize the cost of funding, the Company, from time to time, funds its long-term investment from short-term sources. The short-term borrowings can be roll forward or, if required, can be refinanced from long term borrowings. In addition, processes and policies related to such risks are overseen by senior management.

The table below provides details regarding the contractual maturities of significant financial liabilities as at 31 March 2020 & 31 March 2019.

Particulars	As at 31 March 2020			
	Less than one year	1-2 years	2 years and above	Total
Trade Payables	2,887,948	-	-	2,887,948
Borrowings	133,505,218	-	-	133,505,218
Other Financial Liabilities	4,245,526	-	-	4,245,526
Total	140,638,693	-	-	140,638,693

Particulars	As at 31 March 2019			
	Less than one year	1-2 years	2 years and above	Total
Trade Payables	-	-	-	-
Borrowings	8,410,055	-	-	8,410,055
Other Financial Liabilities	12,500	-	-	12,500
Total	8,422,555	-	-	8,422,555



(iii) Foreign Currency Risk

The Company's operations are largely within India and hence the exposure to foreign currency risk is very minimal.

29. Segment Reporting

The Company is mainly engaged in the business of generation and selling of power in India. Based on the information reported for the purpose of resource allocation and assessment of performance, there are no reportable segments in accordance with the requirements of Indian Accounting Standard 108-'Operating Segments', notified under the Companies (Indian Accounting Standards) Rules, 2015.

30. Significant Events after the Reporting Period

The Company entered into a framework agreement dated June 23, 2020 with South Lake LLC ("South Lake"), Fenice Investment Group LLC ("Fenice"), Pashupathy Shankar Gopalan, Anil Jain, SILRES Energy Solutions Private Limited, Pashupathy Capital Pte Limited, Sherisha Infrastructure Private Limited, Sherisha Technologies Private Limited and Avyan Pashupathy Capital Advisors Private Limited (referred as the "Framework agreement"). The Framework agreement intends to restructure and transfer the under construction Commercial and Industrial customers' business and certain other business of the Company to SunEdison Energy Solutions Private Limited which is a joint venture between a company proposed to be set up in the United Kingdom by Pashupathy Capital Pte Limited, South Lake and Fenice.

The proposed restructuring is being undertaken to primarily separate the completed projects from the under development projects and transfer, on a slump sale basis, the projects under development along with the engineering, procurement and construction ("EPC") business and the Trademark "SunEdison" on a going concern basis to SunEdison Energy Solutions Private Limited.


As a part of Framework agreement all equity shares held in the Company by the Holding Company will be transferred to SunEdison Energy Solutions Private Limited. Prior to such transfer the company will acquire all of the equity share at an agreed valuation. Any impact arising on account of the Framework agreement cannot be estimated until the appropriate agreements are executed to effect such transfers.

31. The World Health Organization declared the outbreak of COVID-19 as a Global Pandemic. Many countries have announced complete or partial shut-downs. The Government of India, on March 24, 2020 had declared complete countrywide lock down. These developments have resulted into significant macro-economic impact, the duration and scale of which remains uncertain and could impact Company's earnings and cash flows going forward. The Company management has done the preliminary assessment and expect no significant impact on the Company's operations. Further, this being post Balance Sheet non-adjusting event, hence no adjustments were required to made in the books for the year ended March 31, 2020.

32. Previous year's figures are regrouped / rearranged, where necessary, to confirm to the current year's presentation.

As per our report of even date

For ABCD & Co,
Chartered Accountants
Firm No: 016415S


Vinay Kumar Bachhawat
Partner

Membership No: 214520
Place: Chennai, Date: 28.08.2020



For SHERISHA SOLAR SPV TWO PRIVATE LIMITED


Kalpesh Kumar
Director
DIN: 07966090


Shankar
Director
DIN: 08088393

